

Navigating Preschool Service Delivery with the CLT Implementation Guide

Dr. Toni Miguel

Sue Ann Boyles

Wenxi Schwab



Early Intervention Service Delivery: Coaching Across Settings



Introductions

- Dr. Toni Miguel
tmiguel@pattan.net
- Sue Ann Boyles
saboyles@pattan.net



Objectives

- Participants will gain practical insights and strategies for using the guide to enhance service delivery, solve challenges, and develop actionable plans tailored to their program's needs.
- Participants will gain a greater understanding of the implementation guide through collaborating and composing solutions to situations a Core Leadership Team may experience.



Agenda

1. Review the Implementation Guide and features
2. Show you how to locate the guide and discuss who has access
3. Determine the importance of Plan-Do-Study-Act
4. Use the Implementation Guide in situational scenarios to determine outcomes to present to a Core Leadership Team
5. Debrief and respond to questions



Joining a CLT

What do new members need to know?

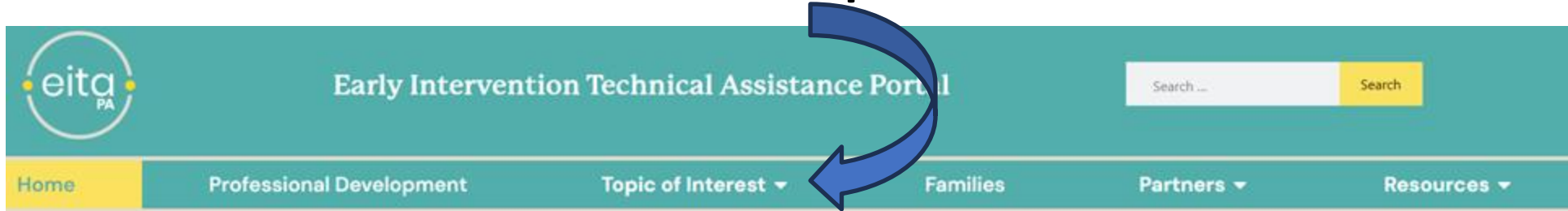


What is the CLT Implementation Guide?

- Resource document for CLTs
- Implementation Stages and CLT information
- Benchmark of Quality items
- Forms and Resource documents
- Necessary and Suggested Strategies
- Glossary



Where do I find the CLT Implementation Guide?



Early Intervention Technical Assistance (EITA)

Early Intervention Technical Assistance (EITA) provides training and technical assistance to local Infant/Toddler and Preschool Early Intervention programs providing support and services to children birth to school age with developmental disabilities and their families. EITA also supports local agencies that provide Evidence-Based Home Visiting (EBHV) services and family support programs serving children birth to school age and their caregivers. EITA works on behalf of the Bureau of Early Intervention Services and Family Supports (BEISFS) under the Office of Child Development and Early Learning (OCDEL), and the Departments of Human Services and Education. EITA is part of the Pennsylvania Training and Technical Assistance Network (PaTTAN). EITA is administered through the Tuscarora Intermediate Unit.



Early Intervention Service Delivery: Coaching Across Settings



Where do I find the CLT Implementation Guide?

The screenshot shows the 'Early Intervention Technical Assistance Portal' website. At the top left is the 'eita PA' logo. The main header is 'Early Intervention Technical Assistance Portal' with a search bar on the right. Below the header is a navigation menu with the following items: Home, Professional Development, Topic of Interest (with a dropdown arrow), Families, Partners (with a dropdown arrow), and Resources (with a dropdown arrow). The main content area displays a grid of topic buttons. The left column contains: Assistive Technology, Augmentative and Alternative Communication, Autism, Deaf-Blind, Dual Language Learners, Early Childhood Outcomes, Early Intervention Service Delivery, and Early Language & Literacy. The right column contains: Hearing and Deafness, Inclusion, Infant Toddler Service Coordination, Leadership, Screening, Assessment and Evaluation, Social Emotional, Transition, Traumatic Brain Injury, and Vision Blindness. A blue curved arrow points from the 'Early Intervention Service Delivery' button in the left column to the 'Screening, Assessment and Evaluation' button in the right column.



Where do I find the CLT Implementation Guide?

The screenshot shows the homepage of the Early Intervention Technical Assistance Portal. At the top left is the 'eita PA' logo. The main header is teal and contains the text 'Early Intervention Technical Assistance Portal' and a search bar with a 'Search' button. Below the header is a teal navigation bar with links for 'Home', 'Professional Development', 'Topic of Interest', 'Families', 'Partners', and 'Resources'. A large orange banner in the center reads 'Early Intervention Service Delivery'. Below this is a section titled 'Featured Professional Development & Resources' with a light beige background. It contains two white boxes: the first is titled 'Early Intervention Service Delivery: Coaching Across Settings' with an 'Explore now >' link below it; the second is titled 'Supporting Adult Learners' with an 'Explore now >' link below it. A large blue arrow on the right side of the page points downwards from the 'Early Intervention Service Delivery' banner towards the footer.

Where do I find the CLT Implementation Guide?

Infant Toddler




[View Infant Toddler](#)

Preschool



[View Preschool](#)



Where do I find the CLT Implementation Guide?

**Getting Ready for
Embedded Instruction**

Resources

**Preschool Service
Delivery Core
Leadership Teams (CLT)**

Resources



**An Overview of
Embedded Instruction
for Early Learning In
Pennsylvania Course**

Explore Now

**Learning Path to
Implement Embedded
Instruction with
Fidelity**

Learning Path Information



Where do I find the CLT Implementation Guide?



Implementation Science

This overview of Implementation Stages is designed to help practitioners (in sites, communities, and state organizations) build Active Implementation capacity to ensure continually improving academic and behavioral outcomes. This ensures a long-term system change process to implement and sustain Embedded Instruction.

Stages are important as they allow for intentional planning for Core Leadership Teams (CLT) to do the right work at the right time. They increase the likelihood of sustainability through every stage. Additionally, the stages encourage ongoing support of the initiative over time. Read further to learn about Core Leadership Teams.



Early Intervention Service Delivery: Coaching Across Settings




Where do I find the CLT Implementation Guide?



How to access Core Leadership Team Resources: Your CLT will identify two members (one Early Intervention representative and one Early Childhood representative) who will have access rights to all available CLT resource documents. These CLT members can download the resources as needed, and they are responsible for sharing them with the rest of the CLT. Please provide your EITA Consultant the names of these two CLT members and inform them of changes moving forward.

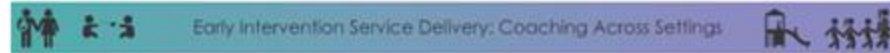
[Access CLT Resources](#)



Where do I find the Implementation Guide?

Preschool Service Delivery Core Leadership Team Resources

Course Participants Grades Reports Badges More ▾



Welcome Core Leadership Team Member!

The resources below will assist you and your team to continue your journey using Implementation Science.



Important - Click here first!



Early Intervention Service Delivery: Coaching Across Settings



Where do I find the Implementation Guide?

Important - Click here first!




**Please note all Core Leadership Team resources and materials are updated frequently. We encourage you to reference the date in the footer of your copy and use it to the most recent version posted here to ensure you have the most up to date version for your team.*



Implementation Guide 7.12.24

This Implementation Guide provides Pennsylvania Early Intervention Preschool Core Leadership Teams (CLTs) the resources, forms, and ideas to systemically implement Embedded Instruction for Early Learning[®] with fidelity. Using Implementation Science as a guiding framework, the CLT is engaged in an ongoing process of supporting implementation of Embedded Instruction using data-based decision making to guide implementation efforts and monitor outcomes.



Where do I find the Implementation Guide?



Early Intervention Service Delivery: Coaching Across Settings



Implementation Guide




<https://tinyurl.com/PreschoolSDimplementation>



Important Considerations

- Go Slow to Go Fast
 - Build your plan from the guide
 - Avoid bumps in the change process
- Use the guide on the portal
 - Most recent documents
 - Links for easy access



Organization of the CLT Implementation Guide

- Introduction to Early Intervention Preschool Service Delivery in Pennsylvania
- Critical Elements
- Implementation Stages Guidance
- Appendices



Early Intervention Service Delivery: Coaching Across Settings



Organization of the CLT Implementation Guide

CLT Membership



Benchmark 1: CLT has broad representation that includes at a minimum a Preschool Early Intervention (EI) Administrator, Administrator Representative from an Early Childhood Education (ECE) Agency, Early Intervention Technical Assistance (EITA) Consultant, and a family member. Each team member has responsibility to carry information from the group they represent to the CLT and information from the CLT to the group they represent.

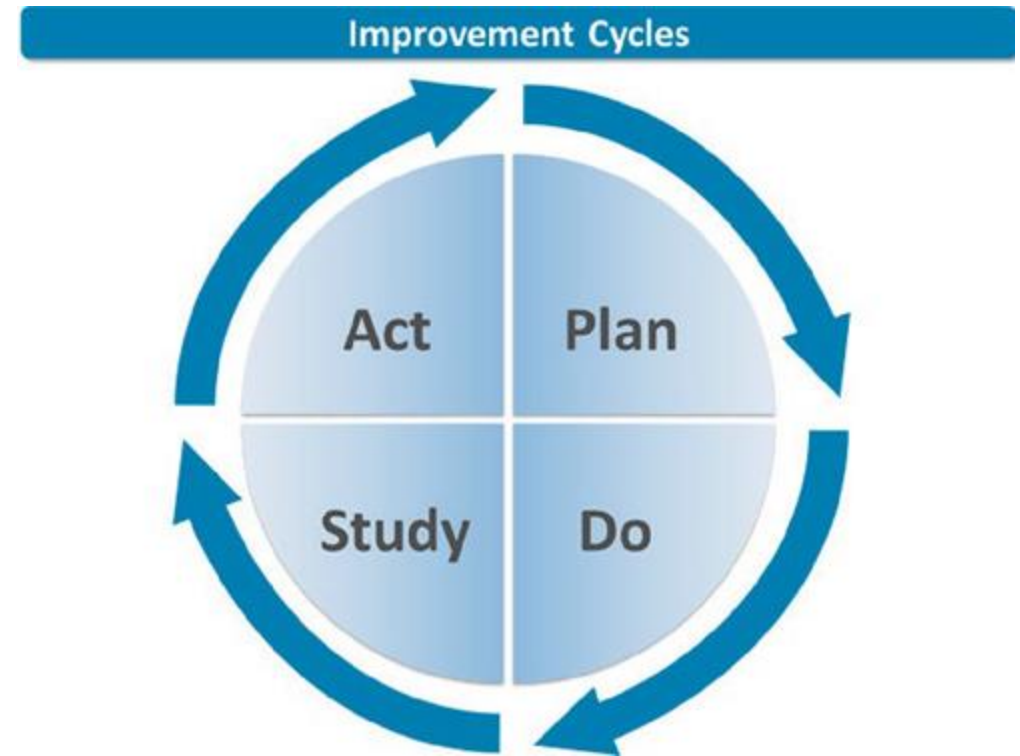


Benchmark 2: CLT has administrative support. Preschool EI Administrator attends meetings and trainings, is active in problem solving, provides clerical support as needed, and is visibly supportive of the implementation of Embedded Instruction. Administrator ensures budgeting and professional development opportunities are available to result in high-fidelity implementation of Embedded Instruction, using materials and resources approved by the Bureau of Early Intervention Services and Family Supports (BEISFS).



Plan-Do-Study-Act

- Revisions are necessary and natural
- Implementation does not happen linearly
- Usability testing
- Practice-Policy feedback loops



Small Groups

1. Read the CLT dilemma.
2. Find which section(s) of the Implementation Guide addresses the key features of the dilemma.
 - i. Identify BOQ Benchmarks
 - ii. Identify which section of the guide
3. Identify strategies or resources.
4. Make a recommendation to the CLT.
5. Rotate to next table when signaled.



Debrief



Early Intervention Service Delivery: Coaching Across Settings



Action plan – “At my next CLT meeting, I will....”

Share a certain page of the implementation guide with team members.

Explore strategies for [Critical Element] that we can add to our action plan.

